












Scan the link or go to
<https://www.rywal.eu/f032-8>

Processing possibilities								
Straight cutting	Mould cutting	Hole cutting	Curvilinear-cutting	H-form cutting	Various profiles cutting	Pipes	Square pipes cutting	All positions
								

Characteristics:

- semi-automatic torch for cutting of steel up to 50 mm thickness,
- high quality cutting of metal sheets, pipes, profiles and irregularly shaped elements,
- variable adjustment of the torch cutting speed and direction of cut,
- semi-automatic ignition system,
- edge beveling in the range of angles 0-45°,
- circle cutting in the diameter range of 30-200 mm and 150-500 mm.

Catalogue No.	Name	Cutting thickness	Cutting speed	Diameter of cutting circles	Weight	Characteristics
60 70 000100	Handy Cut	5-50 mm	150-530 mm/min	30-500 mm	2,8 kg	Electric cutting torch. Equipped with semi-automatic ignition


Standard Equipment:



Small cutting circle
(Ø30-200 mm)



Beveling device



The large circle cutting attachment (Ø125-500 mm)
(Additional Equipment)



Driving Gear for curved cutting